




KEY	
	PRIVATE GARDEN
	BUILDING AREA
	CARPORT

Mountable Views - Calculation of Private Use Areas

Unit Number	Total private area m ²	Inter-measured unreserved/m ²	Provisioning/MS / private area
1	343.82	202.00	587.87
2	483.07	261.00	482.00
3	913.10	566.00	176.50
4	464.21	266.00	310.63
5	300.81	246.00	106.25
6	905.25	546.00	220.00
7	636.95	346.00	170.36
8	617.76	346.00	170.36
9	203.68	146.00	162.06
10	661.60	202.00	151.06

